

Safer nicotine use survey

Results

Survey 648173

Number of records in this query:	227
Total records in survey:	227
Percentage of total:	100.00%

Summary for Q00001

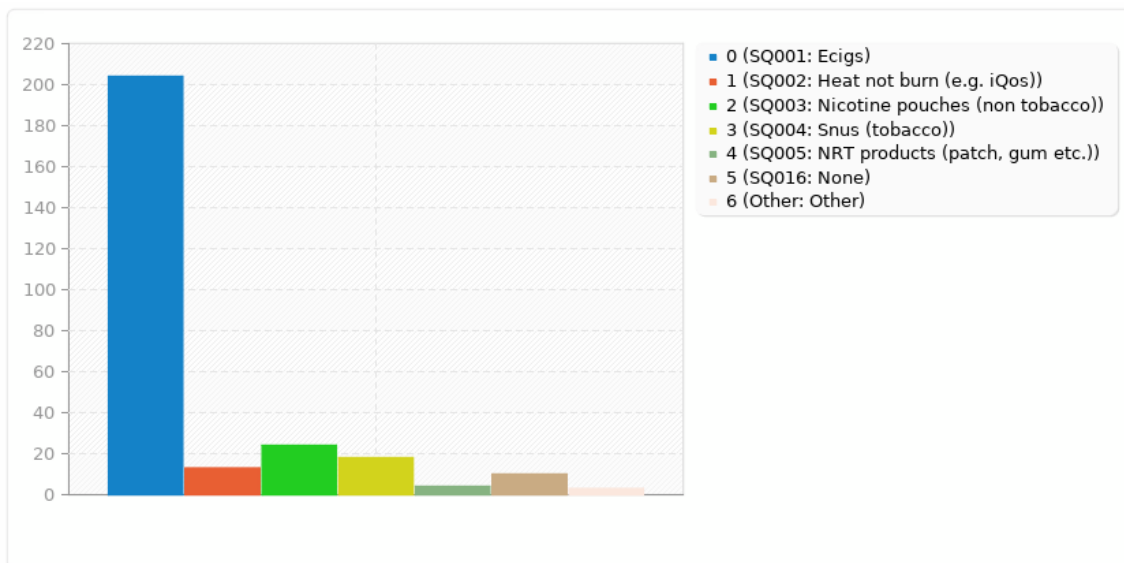
What type (if any) safer nicotine products do you use?

Answer	Count	Percentage
Ecigs (SQ001)	204	93.58%
Heat not burn (e.g. iQos) (SQ002)	13	5.96%
Nicotine pouches (non tobacco) (SQ003)	24	11.01%
Snus (tobacco) (SQ004)	18	8.26%
NRT products (patch, gum etc.) (SQ005)	4	1.83%
None (SQ016)	10	4.59%
Other	3	1.38%

ID	Response
6	Gutta, shrooms
197	Nasal snuff
223	Home Loan Account

Summary for Q00001

What type (if any) safer nicotine products do you use?



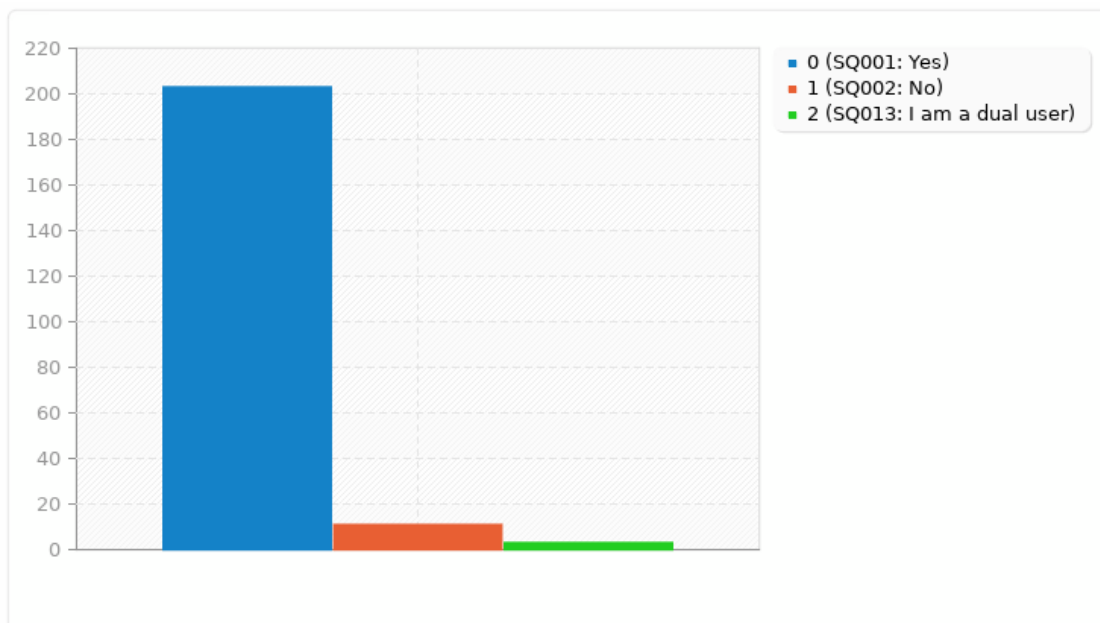
Summary for Q00002

Did you used to smoke?

Answer	Count	Percentage
Yes (SQ001)	203	93.12%
No (SQ002)	11	5.05%
I am a dual user (SQ013)	3	1.38%

Summary for Q00002

Did you used to smoke?



Summary for Q00003

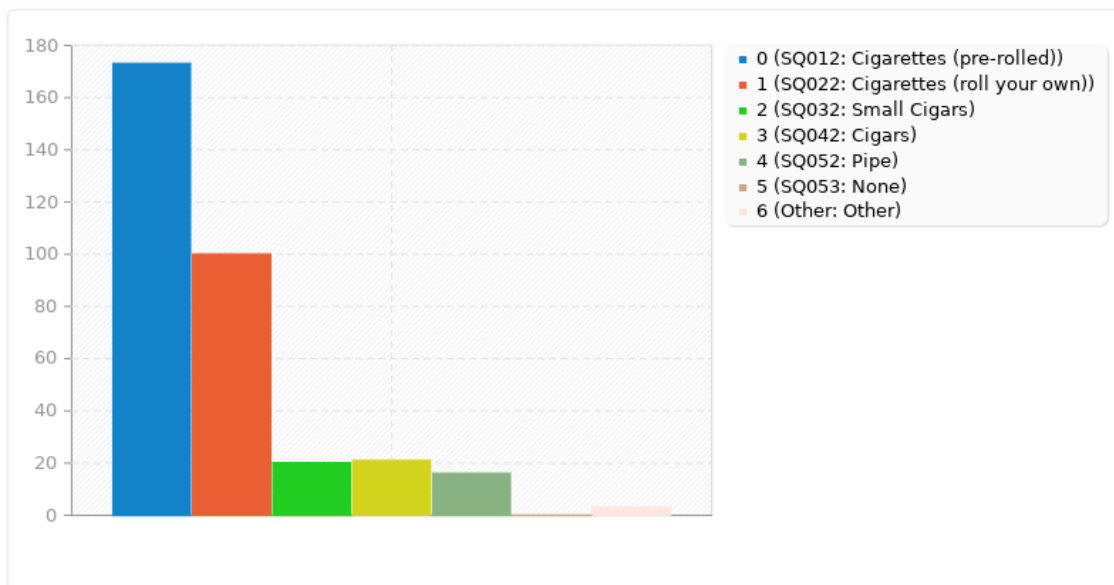
If you were a smoker, what products did you use regularly?

Answer	Count	Percentage
Cigarettes (pre-rolled) (SQ012)	173	83.98%
Cigarettes (roll your own) (SQ022)	100	48.54%
Small Cigars (SQ032)	20	9.71%
Cigars (SQ042)	21	10.19%
Pipe (SQ052)	16	7.77%
None (SQ053)	0	0.00%
Other	3	1.46%

ID	Response
135	Kretek (Indonesian style cigarettes with cloves)
144	Kretek (Indonesian style clove cigarettes)
162	Hookah

Summary for Q00003

If you were a smoker, what products did you use regularly?



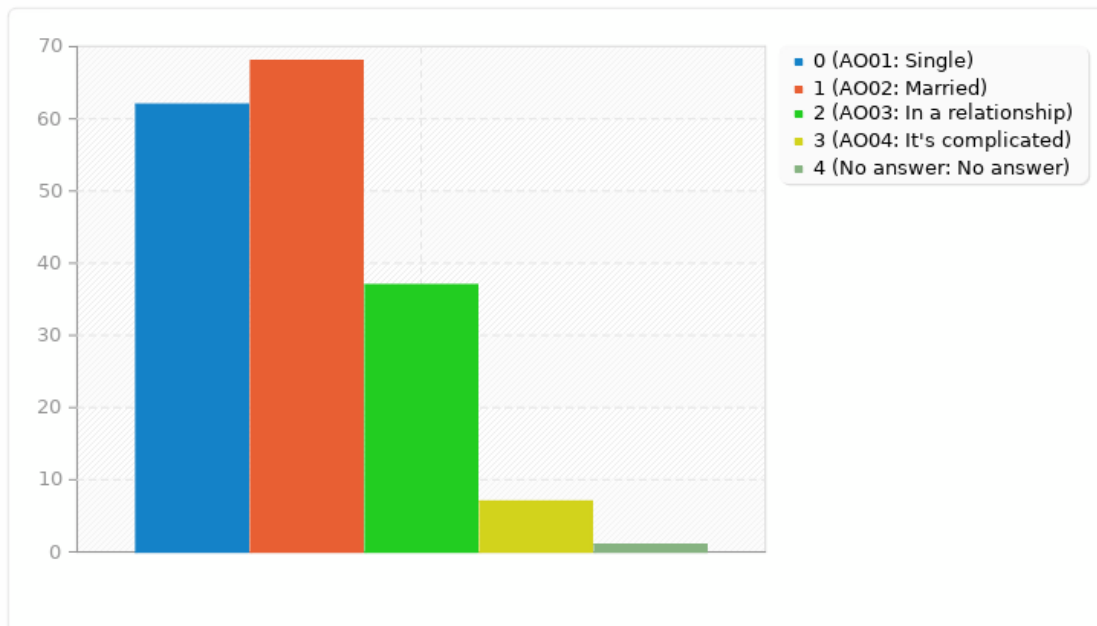
Summary for G02Q19

What is your relationship status?

Answer	Count	Percentage
Single (AO01)	62	35.43%
Married (AO02)	68	38.86%
In a relationship (AO03)	37	21.14%
It's complicated (AO04)	7	4.00%
No answer	1	0.57%

Summary for G02Q19

What is your relationship status?



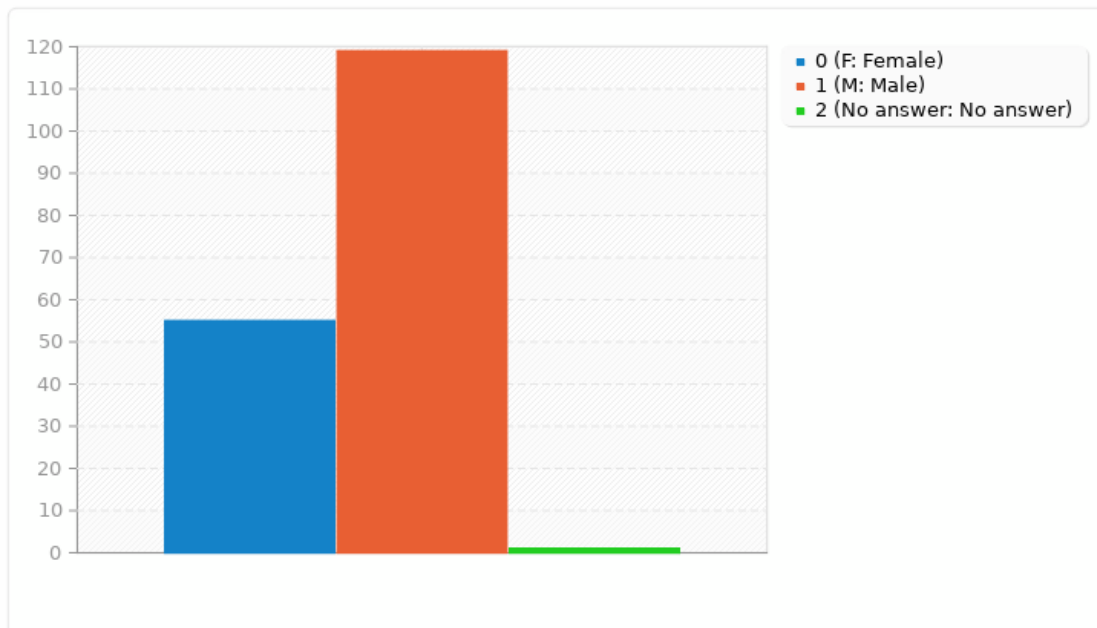
Summary for G05Q13

Please choose your gender

Answer	Count	Percentage
Female (F)	55	31.43%
Male (M)	119	68.00%
No answer	1	0.57%

Summary for G05Q13

Please choose your gender



Summary for G05Q16

How much in dollars did you typically spend per month on smoking?

Calculation	Result
Count	172
Sum	197194.8
Standard deviation	11400.14
Average	1146.48
Minimum	0.0000000000
1st quartile (Q1)	92.5
2nd quartile (Median)	200
3rd quartile (Q3)	300
Maximum	150100.0000000000

Null values are ignored in calculations

Q1 and Q3 calculated using minitab method

Summary for G05Q17

How much in dollars do you spend on safer nicotine per month?

Calculation	Result
Count	172
Sum	9070.69
Standard deviation	105.84
Average	52.74
Minimum	0.0000000000
1st quartile (Q1)	16.25
2nd quartile (Median)	30
3rd quartile (Q3)	50
Maximum	1000.0000000000

Null values are ignored in calculations

Q1 and Q3 calculated using minitab method

Summary for G05Q18

What is your monthly household income, in dollars?

Calculation	Result
Count	134
Sum	1771938.8
Standard deviation	31243.58
Average	13223.42
Minimum	0.0000000000
1st quartile (Q1)	1500
2nd quartile (Median)	3000
3rd quartile (Q3)	5050
Maximum	200000.0000000000

Null values are ignored in calculations

Q1 and Q3 calculated using minitab method

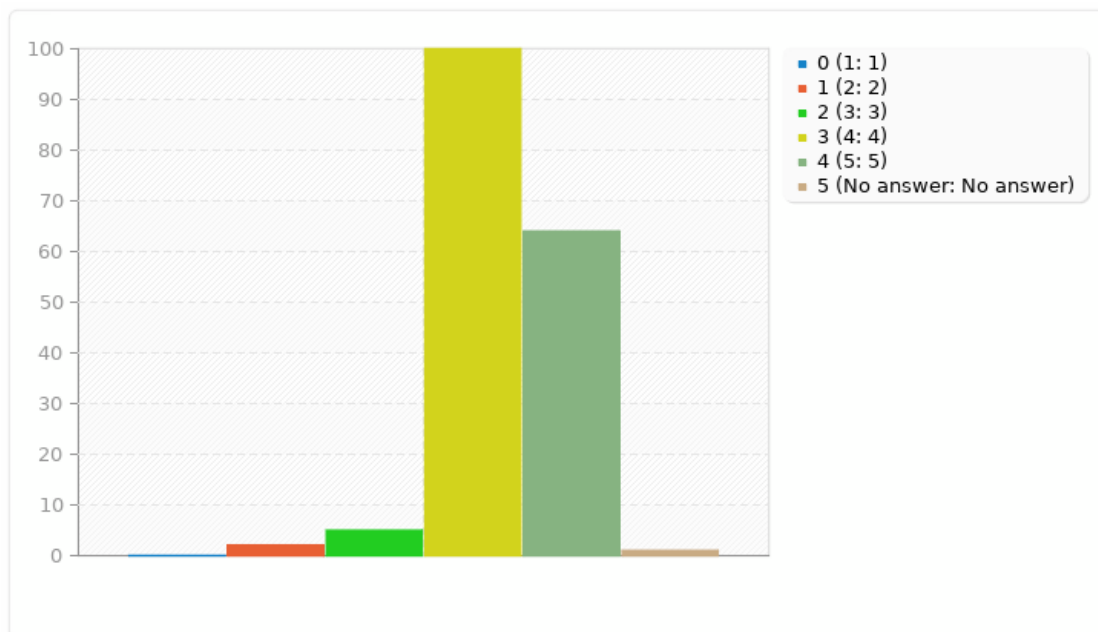
Summary for Q00004

How safe are ecigs?

Answer	Count	Percentage	Sum
1 (1)	0	0.00%	0.88%
2 (2)	2	0.88%	
3 (3)	5	2.21%	2.21%
4 (4)	100	44.25%	
5 (5)	64	28.32%	72.57%
No answer	1	0.44%	0.00%
Arithmetic mean	4.32		
Standard deviation	0.59		
Sum (Answers)	171	100.00%	100.00%
Number of cases		0%	

Summary for Q00004

How safe are ecigs?



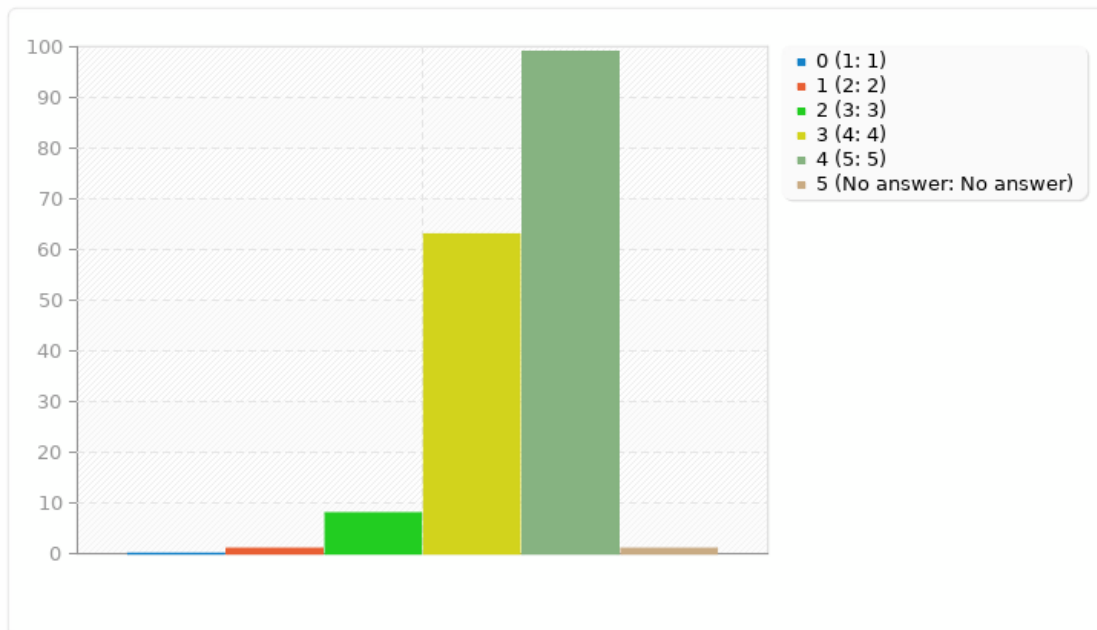
Summary for Q00005

How effective are ecigs for stopping smoking?

Answer	Count	Percentage	Sum
1 (1)	0	0.00%	0.44%
2 (2)	1	0.44%	
3 (3)	8	3.54%	3.54%
4 (4)	63	27.88%	
5 (5)	99	43.81%	71.68%
No answer	1	0.44%	0.00%
Arithmetic mean	4.52		
Standard deviation	0.62		
Sum (Answers)	171	100.00%	100.00%
Number of cases		0%	

Summary for Q00005

How effective are ecigs for stopping smoking?



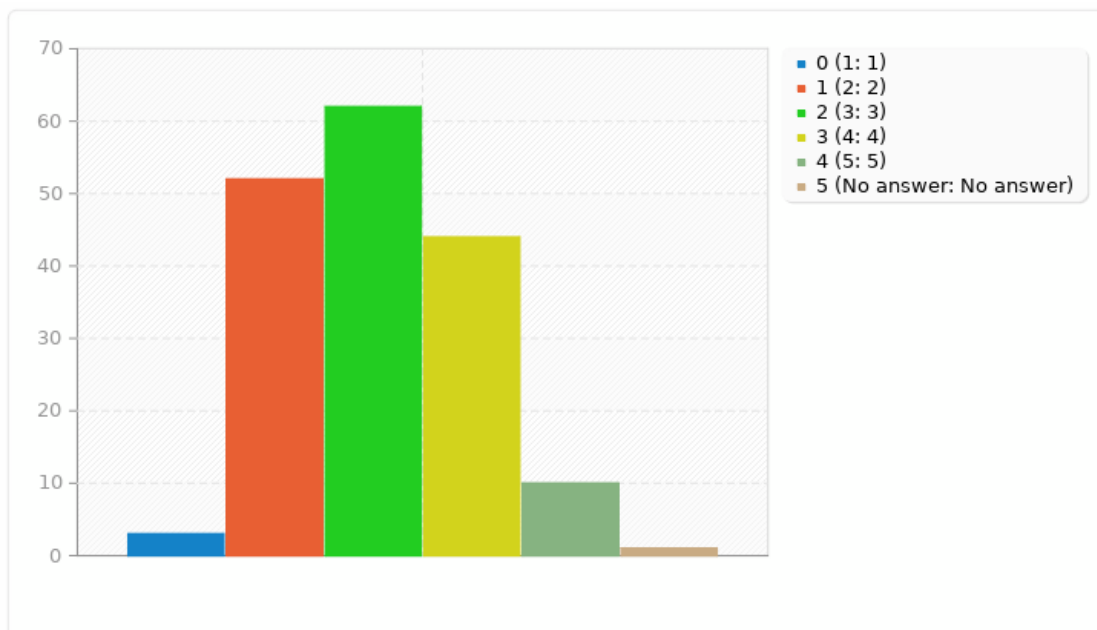
Summary for Q00006

How socially acceptable are ecigs?

Answer	Count	Percentage	Sum
1 (1)	3	1.33%	24.34%
2 (2)	52	23.01%	
3 (3)	62	27.43%	27.43%
4 (4)	44	19.47%	
5 (5)	10	4.42%	23.89%
No answer	1	0.44%	0.00%
Arithmetic mean	3.04		
Standard deviation	0.93		
Sum (Answers)	171	100.00%	100.00%
Number of cases		0%	

Summary for Q00006

How socially acceptable are ecigs?



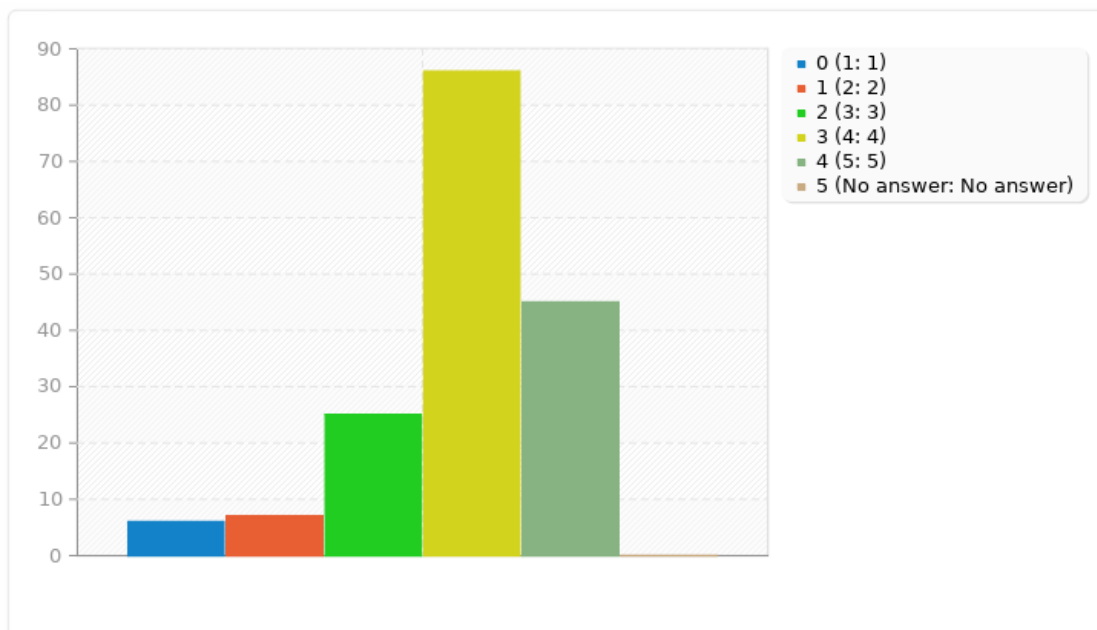
Summary for Q00007

How safe is Snus?

Answer	Count	Percentage	Sum
1 (1)	6	2.64%	5.73%
2 (2)	7	3.08%	
3 (3)	25	11.01%	11.01%
4 (4)	86	37.89%	
5 (5)	45	19.82%	57.71%
No answer	0	0.00%	0.00%
Arithmetic mean	3.93		
Standard deviation	0.95		
Sum (Answers)	169	100.00%	100.00%
Number of cases		0%	

Summary for Q00007

How safe is Snus?



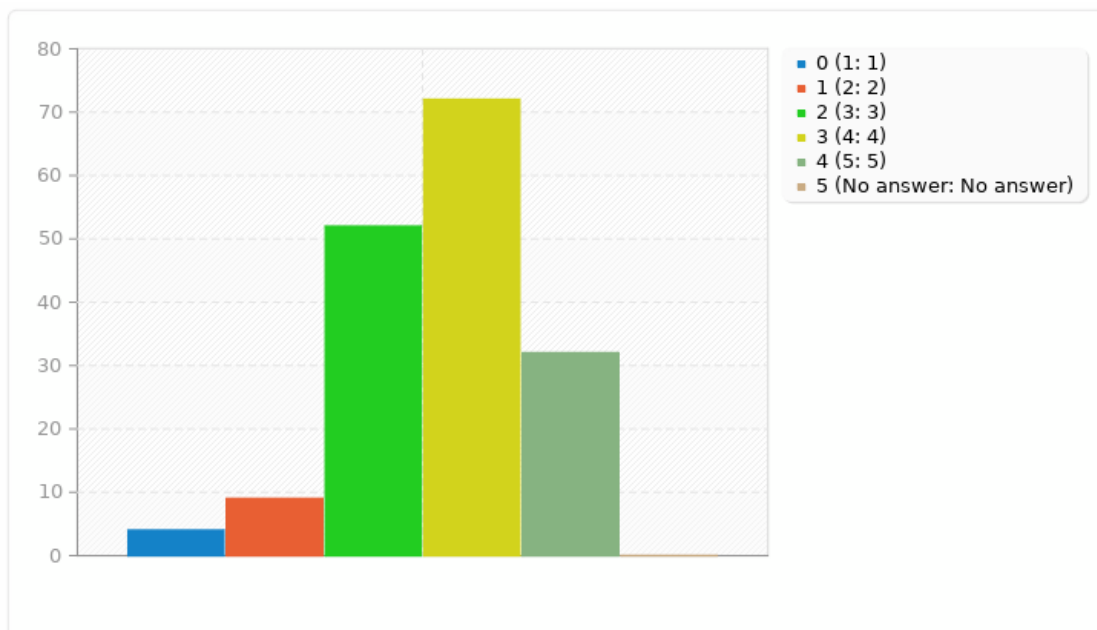
Summary for Q00008

How effective is Snus for stopping smoking?

Answer	Count	Percentage	Sum
1 (1)	4	1.76%	5.73%
2 (2)	9	3.96%	
3 (3)	52	22.91%	22.91%
4 (4)	72	31.72%	
5 (5)	32	14.10%	45.81%
No answer	0	0.00%	0.00%
Arithmetic mean	3.7		
Standard deviation	0.92		
Sum (Answers)	169	100.00%	100.00%
Number of cases		0%	

Summary for Q00008

How effective is Snus for stopping smoking?



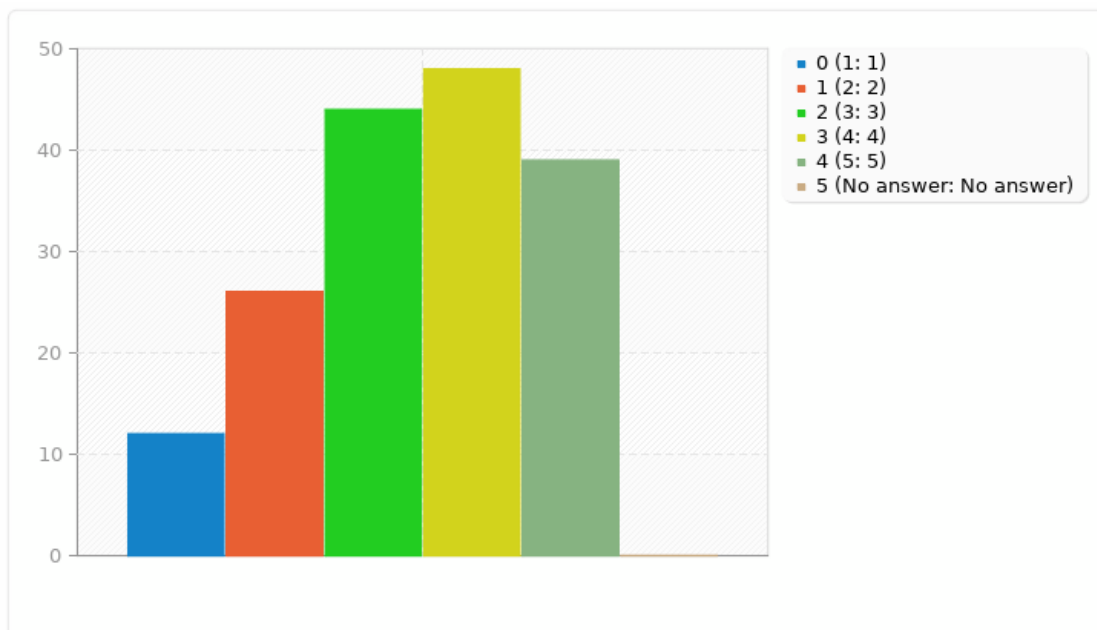
Summary for Q00009

How socially acceptable is Snus?

Answer	Count	Percentage	Sum
1 (1)	12	5.29%	16.74%
2 (2)	26	11.45%	
3 (3)	44	19.38%	19.38%
4 (4)	48	21.15%	
5 (5)	39	17.18%	38.33%
No answer	0	0.00%	0.00%
Arithmetic mean	3.45		
Standard deviation	1.2		
Sum (Answers)	169	100.00%	100.00%
Number of cases		0%	

Summary for Q00009

How socially acceptable is Snus?



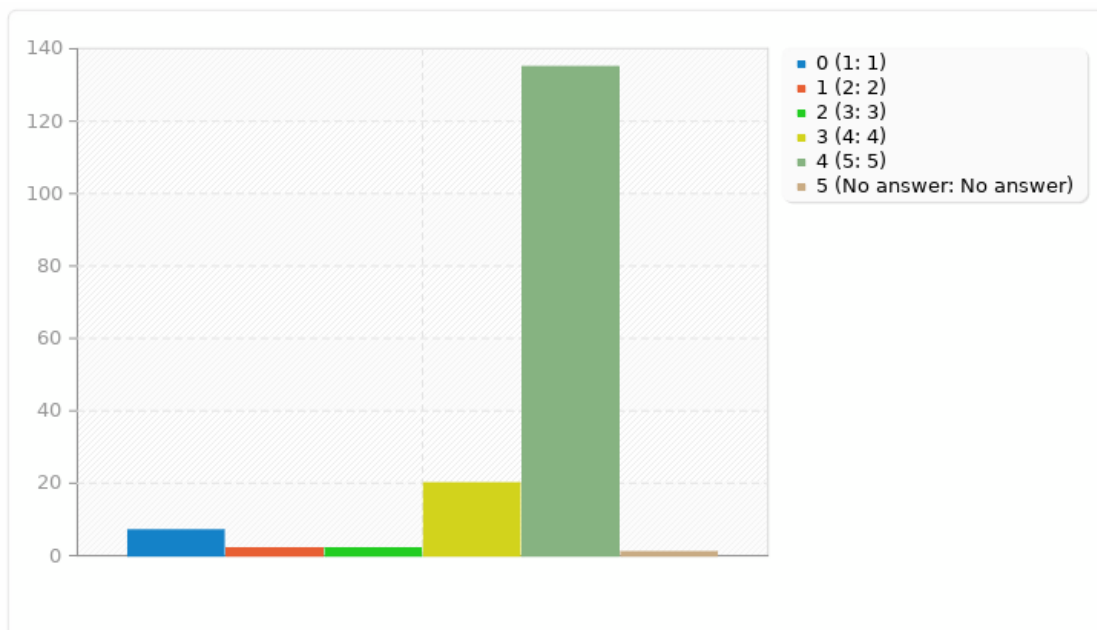
Summary for Q00010

How dangerous is smoking?

Answer	Count	Percentage	Sum
1 (1)	7	3.10%	3.98%
2 (2)	2	0.88%	
3 (3)	2	0.88%	0.88%
4 (4)	20	8.85%	
5 (5)	135	59.73%	68.58%
No answer	1	0.44%	0.00%
Arithmetic mean	4.65		
Standard deviation	0.91		
Sum (Answers)	166	100.00%	100.00%
Number of cases		0%	

Summary for Q00010

How dangerous is smoking?



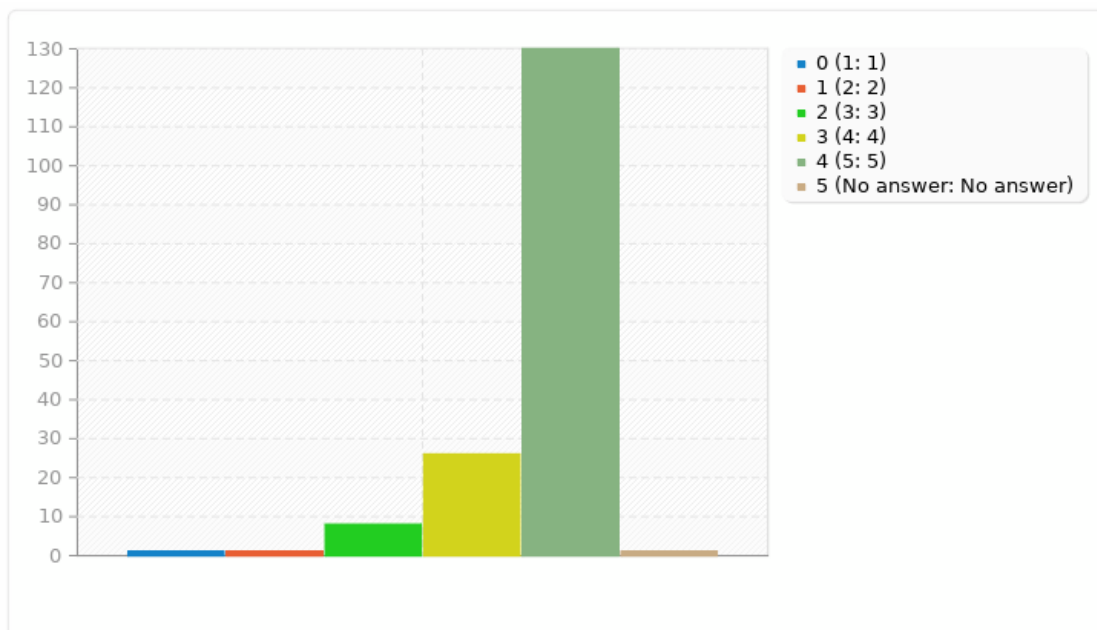
Summary for Q00011

How difficult is it stopping smoking?

Answer	Count	Percentage	Sum
1 (1)	1	0.44%	0.88%
2 (2)	1	0.44%	
3 (3)	8	3.54%	3.54%
4 (4)	26	11.50%	
5 (5)	130	57.52%	69.03%
No answer	1	0.44%	0.00%
Arithmetic mean	4.7		
Standard deviation	0.64		
Sum (Answers)	166	100.00%	100.00%
Number of cases		0%	

Summary for Q00011

How difficult is it stopping smoking?



Summary for Q00012

How socially acceptable is smoking?

Answer	Count	Percentage	Sum
1 (1)	70	30.97%	51.77%
2 (2)	47	20.80%	
3 (3)	30	13.27%	13.27%
4 (4)	16	7.08%	
5 (5)	3	1.33%	8.41%
No answer	1	0.44%	0.00%
Arithmetic mean	2.01		
Standard deviation	1.08		
Sum (Answers)	166	100.00%	100.00%
Number of cases		0%	

Summary for Q00012

How socially acceptable is smoking?

